



# DW-HE24/4.0

LED Strips - For Tunable Applications



- High efficacy dynamic white linear LED strip for tunable applications
- 14 diodes per 2" cut point
- 7 diodes per CCT
- Ambient operating temp: -4-130°F
- Installation temp: 50-100°F | Storage temp: -4-140°F
- Calculated L70 = 70000 hrs
- When using DALI and DMX power supplies, LED wattage must be doubled

1	2	3	4	5	6	7	8
V/WATTS	RATED	CCT	CONNECTOR/WIRE IN	CONNECTOR/WIRE OUT	WIRE COLOR	WIRE TYPE	ILLUMINATED LENGTH
DW-HE24/4.0	DRY						

Sample Part Number: **DW-HE24/4.0-DRY-20/27-BW-CLS-WH-CL2-48"**

1	V/WATTS		2	RATED		3	CCT		4	CONNECTOR/WIRE IN		5	CONNECTOR/WIRE OUT				
DW-HE24/4.0			DRY IP20		20/27 2000K/2700K 20/30 2000K/3000K 27/40 2700K/4000K 27/55 2700K/5500K			BW Bare Wire (Standard 24") CLS Closed End (No feed) CON6 Connector 6" CON24 Connector 24"			BW Bare Wire (Standard 24") CLS Closed End (No feed) CON6 Connector 6" CON24 Connector 24"						
Voltage: 24VDC Wattage: 4.0W/ft LED engine is built with 3 wires requiring 0-10V, DMX or DALI control. Using DALI, DMX, or non QTL power supplies may double watts/ft. See following pages for compatible power supplies.									Connector/Wire In not needed to specify product. Typical selection is BW. BW: Standard length is 24". Max length is 120". Request custom length by writing in part number next to BW (example: BW48)			Connector/Wire Out not needed to specify product. Typical selection is CLS or BW. BW: Standard length is 24". Max length is 120". Request custom length by writing in part number next to BW (example: BW48)					
6	WIRE COLOR					7	WIRE TYPE					8	ILLUMINATED LENGTH				
WH White BK Black					CL2 Class 2 CL2P Class 2 Plenum Rated  CL2P only available with bare wire leads (BW)					DRY: 2"-144" in 2" increment DMP: 2"-***" in 2" increment  Dry version also available in reel lengths of 12' (Class 2) and 100'. Each reel will have a 2' soldered lead wire attached. Contact factory for larger reels.  Available in reel lengths of 12' (Class 2) and 100'. Each reel will have a 2' soldered lead wire attached. Contact factory for larger reels.							

## COMPATIBLE EXTRUSIONS

	WIDE	ROUND	TORQ	TRE3	LALO	TALO	ARKA	TELA	VEVE	FLUR	EMBD	LATO	MDIN	OPTI-FLAT	OPTI-OPTICS	THIN
DRY	✓		✓							✓				✓	✓	
DMP																
WET																

5 year warranty | Warranty only valid with QTL power supplies | Field modifications must comply with QTL's installation methods otherwise warranty is null & void | All data has +/- 5% tolerance | UL Listed | Consult factory for alternate Kelvin temperature | Title 24 - JA8-2019 Strips: DRY rated, 2000K and above



# DW-HE24/4.0

LED Strips - For Tunable Applications

## 3 CCT – LUMENS/CRI - DELIVERED LUMENS

### DRY

[Calculated L70 = 70000 hrs]  
Tested with DW-HE24/4.0-DRY

CCT	Lumen/ft	Luminous Efficacy	CRI Ra	CRI R9	TM30 Rf	TM30 Rg	Circuit Wattage
2000K	348	87 Lm/W	93	61	87	105	4.01
2400K	***	***	***	***	***	***	***
2700K	418	104 Lm/W	97	94	94	100	4.03
3000K	437	110 Lm/W	98	93	93	99	3.96
4000K	449	116 Lm/W	97	99	93	100	3.90
5500K	488	121 Lm/W	97	94	92	100	4.00

### DMP

[Calculated L70 = 70000 hrs]  
Tested with DW-HE24/4.0-DMP

CCT	Lumen/ft	CRI Ra
2000K	**	**
2400K	**	**
2700K	**	**
3000K	**	**
4000K	**	**
5500K	**	**

### WET

[Calculated L70 = 70000 hrs]  
Tested with DW-HE24/4.0-WET

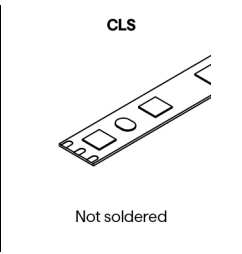
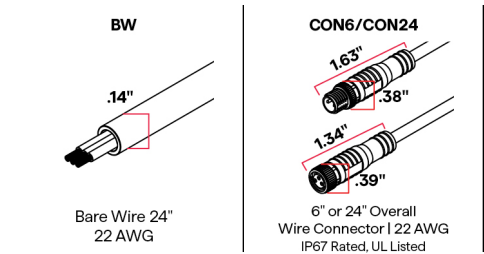
CCT	Lumen/ft	CRI Ra
2000K	**	**
2400K	**	**
2700K	**	**
3000K	**	**
4000K	**	**
5500K	**	**

## TEMPERATURE RATINGS

	Min	Max
Ambient Operating Temp - Surface	-4°F	130°F
Storage Temp	-4°F	140°F
Installation Temp	-50°F	100°F

## 4 / 5 CONNECTOR/WIRE – IN/OUT

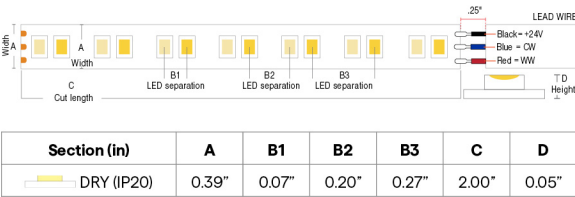
Connector/Wire In or Out not needed to specify product. Standard configuration is BW for Wire In and CLS for Wire out



## 6 WIRE COLOR



## 8 ILLUMINATED LENGTH - DIMENSIONS



Section (in)	A	B1	B2	B3	C	D
DRY (IP20)	0.39"	0.07"	0.20"	0.27"	2.00"	0.05"



# DW-HE24/4.0

LED Strips - For Tunable Applications

## COMPATIBLE POWER SUPPLIES

See power supplies cut sheets for more information. Data subject to change, all data has +/- 5% tolerance.

DIM TO LEVEL	INDOOR
	DW-HE Tunable Applications
0.1%	QT-CAB-eLED+DALI-DT6 QT-CAB-eLED+DALI-DT8 QT-CAB-eLED+DALI-DT8-AWN QT-CAB-eLED+TW QT-CAB-eLED+TW-AWN QTM-eLED+DALI-DT6 QTM-eLED+DALI-DT8 QTM-eLED+DALI-DT8-AWN QTM-eLED+TW QTM-eLED+TW-AWN QZ-DMX
1%	QZ-DALI-DT8
10%	Non-Dim Power Supply with TW App Dongle

DIMMING PROTOCOL	INDOOR
	DW-HE Tunable Applications
0-10V	QT-CAB-eLED+TW QT-CAB-eLED+TW-AWN QTM-eLED+TW QTM-eLED+TW-AWN
Lutron Athena	QT-CAB-eLED+DALI-DT8-AWN QT-CAB-eLED+TW-AWN QTM-eLED+DALI-DT8-AWN QTM-eLED+TW-AWN
DMX LED wattage must be doubled for DW-HE products	QZ-DMX
DALI-2: DT6 LED wattage must be doubled for DW-HE products except for AWN	QT-CAB-eLED+DALI-DT6 QTM-eLED+DALI-DT6
DALI-2: DT8 LED wattage must be doubled for DW-HE products except for AWN	QT-CAB-eLED+DALI-DT8 QT-CAB-eLED+DALI-DT8-AWN QTM-eLED+DALI-DT8 QTM-eLED+DALI-DT8-AWN QZ-DALI-DT8
SCENE App Dimmed	Non-Dim Power Supply with TW App Dongle

## COMPATIBLE MOUNTING ACCESSORIES


QUOVA-MICRO	BL-GRAZER	BL-MICRO	BL-LARGE	SD-L-LARGE	SD-L-MEDIUM	SD-L-MICRO	SD-J-LARGE	IQ-STRAP
QUOVA Knife Edge	Backwards L Mounting Bracket	Backwards L Mounting Bracket	Backwards L Mounting Bracket	L Mounting Bracket	L Mounting Bracket	L Mounting Bracket	J Mounting Bracket	Plastic strap, Fits all LED strips



## DW-HE24/4.0

LED Strips - For Tunable Applications

### COMPATIBLE WIRING ACCESSORIES



UL Listed, miniature  
junction box, DRY/DMP  
(WET rated with silicone)

### COMPATIBLE CONTROL ACCESSORIES

#### SCENE APP DONGLE



Wi-Fi or Bluetooth  
Connectivity

### COMPATIBLE APPS

#### NFC APP



Read and write  
DMX addresses and  
adjust voltage